



## *interiors and finishes*

Couture South's townhomes feature interiors that showcase StreetSide's quality construction with glistening quartz counter tops, luxury vinyl plank flooring and two-coat paint finish included as standard. Our professional and experienced design team has carefully curated 3 Design Packages to choose from.

# DESIGN *finishes*

Couture  
SOUTH

## SELECTION ONE



Cabinets: Kitchen Craft Coventry Thermofoil in 'Satin Cosmo'  
Island: Kitchen Craft Coventry Thermofoil in 'Satin Cosmo'




Kitchen Countertops: Granite Mountain, Timeless Series in 'Champagne Mist'



Backsplash: Ceratec Nektar Series | 2" X 2" in 'Matt White'



Kitchen Hardware: Contemporary Metal Pull in 'Matte Black'



Carpet: Shaw - Shake it up in 'Forever Pewter'



Vinyl Plank: Toryls Luxury Vinyl Plank Rigidwood Firm Premier in 'Canopy'



# DESIGN *finishes*

Couture  
SOUTH


## SELECTION TWO



Cabinets: Kitchen Craft Coventry Thermofoil in 'Satin Daybreak'  
Island: Kitchen Craft Coventry Thermofoil in 'Satin Daybreak'



Kitchen Countertops: Granite Mountain, Timeless Series in 'Carrara'



Backsplash: Euro Tile Country Series | 2" X 8" in 'Glossy Graphite'



Kitchen Hardware: Contemporary Metal Pull in 'Matte Black'



Carpet: Shaw - Shake it up in 'Hammerhead'



Vinyl Plank: Toryls Luxury Vinyl Plank Rigidwood Firm Premier in 'Skyline'



# DESIGN *finishes*

Couture  
SOUTH


## SELECTION THREE



Cabinets: Kitchen Craft Coventry Thermofoil in 'Satin White'  
Island: Kitchen Craft Coventry Thermofoil in 'Satin Starless'



Kitchen Countertops: Granite Mountain, Timeless Series in 'Vesper'



Backsplash: Euro Tile Country Series | 2" X 8" in 'Glossy Gris Claro'



Kitchen Hardware: Contemporary Metal Pull in 'Matte Black'



Carpet: Shaw - Shake it up in 'Ornamental Gate'



Vinyl Plank: Toryls Luxury Vinyl Plank Rigidwood Firm Premier in 'Dakota'



# LIGHTING *collection*

*Couture*  
SOUTH



DINING ROOM



BATHROOM VANITY



KITCHEN ISLAND 4"



BEDROOMS & HALLWAY



LAUNDRY



MAIN LEVEL FOYER



PRIMARY BEDROOM



EXTERIOR

# Specifications

Couture  
SOUTH

## KITCHEN FEATURES

- Custom designed soft-close Kitchen Craft cabinetry
- Quartz counter tops in decorative colors
- Double basin under mount stainless steel sink
- Deluxe single-lever, black finish pulldown faucet

## BATHROOMS

- Contempra Melamine vanity cabinets
- Quartz countertop in decorative colors
- White, low water consumption flush toilets w/lined tanks
- Undermount sinks
- Chrome sink faucets and matching tub/shower controls
- Centrally ventilated to exterior
- One-piece 5' tub in main bathroom
- One-piece 5' shower w/door ensuite

## LAUNDRY ROOM

- Standard drain and taps for washer- location as per plan
- Exterior dryer vent and dryer outlet- location as per plan

## FLOORS

- Engineered floor (I & Web-joist) system
- 23/32" tongue and groove sub floor; glued and screwed down

## FLOOR COVERING FEATURES

- Carpet with 7lb foam under pad – location as per plan
- Luxury vinyl plank flooring with solid core – location as per plan

## INTERIOR FINISHING

- Painted white trim including all baseboards and casings
- 2-panel Masonite passage doors
- Black passage & privacy door levers
- Privacy lock to master bedroom and all bathrooms
- Black bath hardware
- Interior walls painted with primer coat and two finish coats in standard builder color
- Flat-latex painted ceiling throughout all living areas
- 9 foot (approximately) main floor ceiling height
- Wire shelving in closets

## DRYWALL & INSULATION

- Demising walls are constructed of double stud wall with air space between, two layers of drywall sheathing each side and batt-type sound insulation (STC rating of 66)
- Exterior walls R20 insulation
- R50 loose fill attic insulation
- Caulking applied on top and bottom plates to minimize heat loss and air infiltration
- Electrical pans to minimize draft at electrical outlets through exterior walls
- Insulation stops at cantilevered trusses and minimum 12" heel height where required to accept R50 insulation

## ELECTRICAL & MECHANICAL

- Decora light switches and plugs throughout
- Individual suite electrical metering
- Cable ready for BellMTS & Shaw. Telephone, internet & cable TV outlets, 1 in living room and 1 each bedroom
- Pre-wired for future alarm system
- Hard wired smoke and carbon monoxide detectors
- 220-volt service for stove & dryer
- 60-gallon electric hot water tank
- Shut off valves for all interior taps
- Exterior hose bib at the back of each unit with backyard.
- Gas furnace
- Programmable Thermostat
- Central exhaust system with automatic controls
- Heat Recovery Ventilation System
- Heat Recovery Coil for drain water
- Power vacuum all ducts prior to possession
- Designer LED lighting package (as per plan)

## ROOF

- Engineered roof trusses, 24" o.c.
- 7/16 oriented strand board (OSB) sheathing with H clips for stability
- Architectural Laminated Shingles with 40-year limited warranty

## FOUNDATION

- Steel reinforced concrete foundation walls supported by steel reinforced concrete piles

## EXTERIOR FEATURES

- Cement board siding, brick veneer and stucco
- Pre-finished aluminum fascia, soffits, eavestrough and downspouts
- 20-year manufacturer's warranty against peeling and flaking on pre-finished aluminum
- Triple-pane PVC windows with manufacturer's extended warranty on seal and hardware
- Insulated garage door

## WOOD FRAMING

- Exterior walls 2" x 6" wood stud framing
- 7/16" oriented strand board sheathing (OSB)
- Special attention to seal top and bottom plate to minimize heat loss
- All demising walls between living areas double 2x4 stud walls, sound batt insulation and double layer of type x 5/8" drywall both sides.
- Garage demising walls comprised of 2x4 studs, single layer of drywall both sides.

## ROOF

- Engineered roof trusses, 24" o.c.
- 7/16 oriented strand board (OSB) sheathing with H clips for stability
- Architectural Laminated Shingles with 40-year limited warranty

## SERVICES & UTILITIES

- Location of all underground electrical lines, surface transformers and other electrical equipment determined by Manitoba Hydro engineering department.
- Professionally designed land drainage and site services plan

## SITE GRADING & LANDSCAPING

- Yard, common green space areas to be rough graded as weather permits according to grades set by the Engineer
- Landscaping and common area development as per construction schedule and as weather permits