

Set up with the Google Home app

1



Download the Google Home app.
You'll need it to set up your thermostat.

2



Tap + to add your thermostat

3




Follow steps in the app for installation and setup



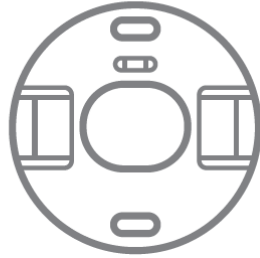
Turn off the power to your system and
thermostat before exposing wires

Google


What's included



Thermostat
with two 1.5V AAA batteries



Base plate



Wall screws

To purchase and install with a trim plate,
visit g.co/nest/trimkit

A Nest Pro can help

Connect with an independent installer who's trained
to install Google Nest products at g.co/nest/install

We're here to help

For help and support, visit g.co/nest/help

For help with accessibility, visit g.co/disabilitysupport